

## WBS Indoor/Outdoor Wall Mounting Bracket



	WBS
Appearance	Hikvision white
Application	Suitable for box and bullet cameras
Material	Aluminum alloy
Angle adjustment	Pan: 360°, tilt: -45° to 45°
Dimension	70 mm × 97.1 mm × 217.9 mm (2.76" x 3.82" x 8.58")
Weight	201 g (7.09 ozs)
Accessories	PM (vertical pole mount bracket)

### Features

- Aluminum Alloy with Surface Spray Treatment
- Cable Entry
- Rubber cushion ensures camera stabilization
- Pan Tilt Adjustment
- Easy Installation

**NOTES:** Pay attention to color matching.

Install bracket on flat wall.

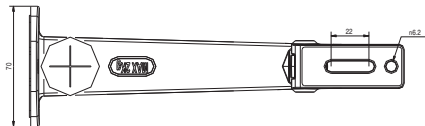
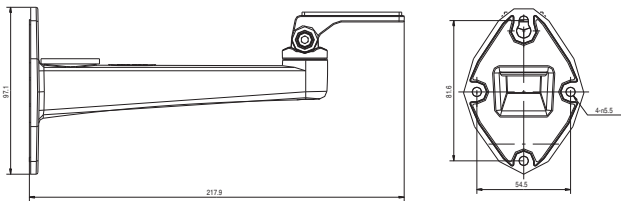
The wall must be capable of supporting over three times as much as the total weight of the camera and the mount.

The maximum load capacity of the bracket is 2 kg.

### Order Model

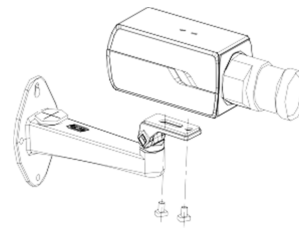
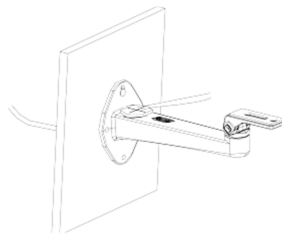
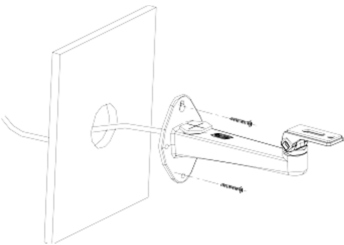
WBS

### Dimensions

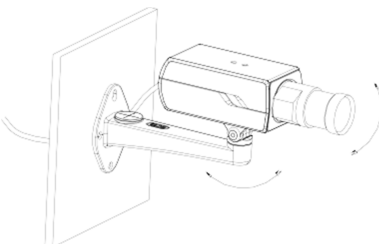


### Installation Steps

1. Choose appropriate proper wall.
2. Complete bracket installation, threading, adjust pedestal direction.
3. Affix camera to the baseplate.



4. Adjust wiring, and use the screws to adjust the camera's direction.



**NOTE:** The actual box camera may vary from the picture above.