

## DS-2DE7A825IW-AEB(T5) 8 MP 25x IR Network Speed Dome



- 1/1.8" Progressive Scan CMOS
- High Quality 8 MP Resolution
- Excellent Low-Light Performance with Powered-by-DarkFighter Technology
- Audio Visual Alarm: Event-Triggered White Flashing Light and Audible Warning
- 25x Optical/16x Digital Zoom Provide Close Up Views Over Expansive Areas
- 660 ft (200 m) IR Distance
- Human and Vehicle Classification Based on Deep Learning
- Up to 5 Faces Captured Simultaneously

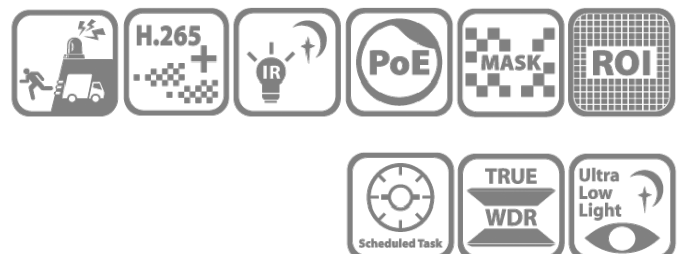
Hikvision's DS-2DE7A825IW-AEB(T5) 8 MP 25x IR Network Speed Dome adopts a 1/1.8" progressive scan CMOS chip. The 25x optical zoom lens offers enhanced details over expansive areas.

This series of cameras can be widely used for wide ranges of high-definition images such as rivers, roads, railways, airports, squares, parks, scenic spots, venues, etc.

Empowered by deep learning algorithms, Hikvision AcuSense technology brings human and vehicle targets classification alarms to front- and back-end devices. The system focuses on human and vehicle targets, vastly improving alarm efficiency and effectiveness.

### Available Model

DS-2DE7A825IW-AEB(T5)



# Specification

DS-2DE7A825IW-AEB(T5)	
<b>Camera</b>	
Maximum Resolution	3840 × 2160
Image Sensor	1/1.8" progressive scan CMOS
Minimum Illumination	Color: 0.005 lux @ (f/1.5, AGC on), B/W: 0.001 lux @ (f/1.5, AGC on), 0 lux with IR
Shutter Speed	1/1 s to 1/30000 s
Slow Shutter	Yes
Day/Night	IR cut filter
Zoom	25x optical, 16x digital
<b>Lens</b>	
Focal Length	5.9 mm to 147.5 mm
Zoom Speed	Approximately 4.8 s
FOV	Horizontal field of view: 50.8° to 2.6° (wide-tele), vertical field of view: 29.4° to 1.5° (wide-tele), diagonal field of view: 57.4° to 3° (wide-tele)
Aperture	Maximum f/1.5
Focus	Auto, semi-auto, manual, rapid focus
<b>Illuminator</b>	
Supplement Light Range	IR distance: up to 200 m (660 ft)
Supplement Light Type	IR
<b>PTZ</b>	
Movement Range (Pan)	360°
Movement Range (Tilt)	-15° to 90° (auto flip)
Pan Speed	Pan speed: configurable from 0.1° to 160°/s; preset speed: 240°/s
Tilt Speed	Tilt speed: configurable from 0.1° to 120°/s; preset speed 200°/s
Proportional Pan	Yes
Presets	300
Patrol Scan	8 patrols, up to 32 presets for each patrol
Pattern Scan	4 pattern scans
Power-off Memory	Yes
Park Action	Preset, pattern scan, auto scan, tilt scan, random scan, frame scan, panorama scan
3D Positioning	Yes
PTZ Status Display	Yes
Preset Freezing	Yes
Scheduled Task	Preset, pattern scan, patrol scan, auto scan, tilt scan, random scan, frame scan, panorama scan, dome reboot, dome adjust, aux output
<b>Video</b>	
Main Stream	50 Hz: 25 fps (3840 × 2160, 2560 × 1440, 1920 × 1080, 1280 × 960, 1280 × 720); 60 Hz: 24 fps (3840 × 2160, 2560 × 1440, 1920 × 1080, 1280 × 960, 1280 × 720)
Sub-Stream	50 Hz: 25 fps (704 × 576, 640 × 480, 352 × 288); 60 Hz: 24 fps (704 × 480, 640 × 480, 352 × 240)
Third Stream	50 Hz: 25 fps (1920 × 1080, 1280 × 960, 1280 × 720, 704 × 576, 640 × 480, 352 × 288); 60 Hz: 24 fps (1920 × 1080, 1280 × 960, 1280 × 720, 704 × 480, 640 × 480, 352 × 240)
Video Compression	Main stream: H.265+/H.265/H.264+/H.264 Sub-stream: H.265/H.264/MJPEG Third stream: H.265/H.264/MJPEG
Video Bit Rate	32 kbps to 16384 kbps
H.264 Type	Baseline profile/main profile/high profile
H.265 Type	Main profile
Scalable Video Coding (SVC)	H.264 and H.265 encoding
Region of Interest (ROI)	8 fixed regions for each stream
<b>Audio</b>	
Audio Compression	G.711alaw, G.711ulaw, G.722.1, G.726, MP2L2, AAC, PCM
Audio Bit Rate	64 Kbps (G.711)/16 Kbps (G.722.1)/16 Kbps (G.726)/32-192 Kbps (MP2L2)/16-64 Kbps (AAC)
Audio Sampling Rate	8 kHz/16 kHz/32 kHz/48 kHz
Environment Noise Filtering	Yes

## Specifications (continued)

<b>DS-2DE7A825IW-AEB(T5)</b>	
<b>Network</b>	
Network Storage	NAS (NFS, SMB/CIFS), auto network replenishment (ANR)
Protocols	IPv4/IPv6, HTTP, HTTPS, 802.1x, QoS, FTP, SMTP, UPnP, SNMP, DNS, DDNS, NTP, RTSP, RTCP, RTP, TCP/IP, UDP, IGMP, ICMP, DHCP, PPPoE, Bonjour
API	Open Network Video Interface (Version 19.12, Profile S, Profile G, Profile T), ISAPI, SDK, ISUP
Simultaneous Live View	Up to 20 channels
User/Host	Up to 32 users, 3 user levels: administrator, operator, and user
Security	Password protection, complicated password, HTTPS encryption, 802.1x authentication (EAP-TLS, EAP-LEAP, EAP-MD5), watermark, IP address filter, basic and digest authentication for HTTP/HTTPS, RTP/RTSP over HTTPS, control timeout settings, security audit log, TLS 1.2, TLS 1.3, host authentication (MAC address)
Client	iVMS-4200, HikCentral Pro, Hik-Connect
Web Browser	IE11, Chrome 57+, Firefox 52+, Safari 11+
<b>Image</b>	
Day/Night Switch	Day, night, auto, schedule
Image Enhancement	BLC, HLC, 3D DNR
Wide Dynamic Range (WDR)	120 dB
Defog	Digital defog
Image Stabilization	EIS
Regional Exposure	Yes
Regional Focus	Yes
Image Settings	Saturation, brightness, contrast, sharpness, gain, and white balance adjustable by client software or Web browser
Privacy Mask	24 programmable polygon privacy masks, mask color or mosaic configurable
SNR	>52 dB
<b>Interface</b>	
Ethernet Interface	1 RJ-45 10M/100M self-adaptive Ethernet port
On-Board Storage	Built-in memory card slot, supports microSD/SDHC/SDXC card, up to 256 GB
Alarm	2 inputs, 1 output
Reset	Yes
Audio	1 input (line in), maximum input amplitude: 2-2.4 vpp, input impedance: 1k $\Omega$ $\pm$ 10%; 1 output (line out), line level, output impedance: 600 $\Omega$
Built-in Speaker	1 built-in speaker with effective distance reaching maximum 30 meters
<b>Events</b>	
Basic Event	Motion detection, video tampering alarm, exception, alarm input and output
Smart Event	Line crossing detection, intrusion detection, region entrance detection, region exiting detection, unattended baggage detection, object removal detection, audio exception detection
Smart Tracking	Manual tracking, auto-tracking
Alarm Linkage	Upload to FTP/NAS/memory card, notify surveillance center, send email, trigger alarm output, trigger recording, audible warning, white light flashing, and PTZ actions (preset, patrol scan, pattern scan)
<b>Deep Learning Functions</b>	
Face Capture	Detects up to 5 faces simultaneously; detect, capture, grade, select face in motion, and output best face picture
Perimeter Protection	Line crossing, intrusion, region entrance, region exiting, alarm triggering by specified target types (human and vehicle)
<b>General</b>	
Power	24 VAC, maximum 42 W (including maximum 18 W for IR and maximum 10 W for heater); Hi-PoE
Operating Condition	-30° to 65° C (-22° to 149° F), humidity 90% or less (non-condensing)
Demist	Yes
Material	ADC12
Dimension	$\varnothing$ 220 mm $\times$ 363.3 mm ( $\varnothing$ 8.66" $\times$ 13.91")
Weight	Approximately 5 kg (11.03 lb)
<b>Approvals</b>	
Protection	IP66 (IEC 60529-2013), IK10 (excluding glass window), TVS 6000V lightning protection, surge protection, and voltage transient protection
EMC	FCC SDoC (47 CFR Part 15, Subpart B); CE-EMC (EN 55032: 2015, EN 61000-3-2: 2019, EN 61000-3-3: 2013, EN 50130-4: 2011+A1: 2014); RCM (AS/NZS CISPR 32: 2015); IC VoC (ICES-003: Issue 6, 2019); KC (KN 32: 2015, KN 35: 2015)

## Specifications (continued)

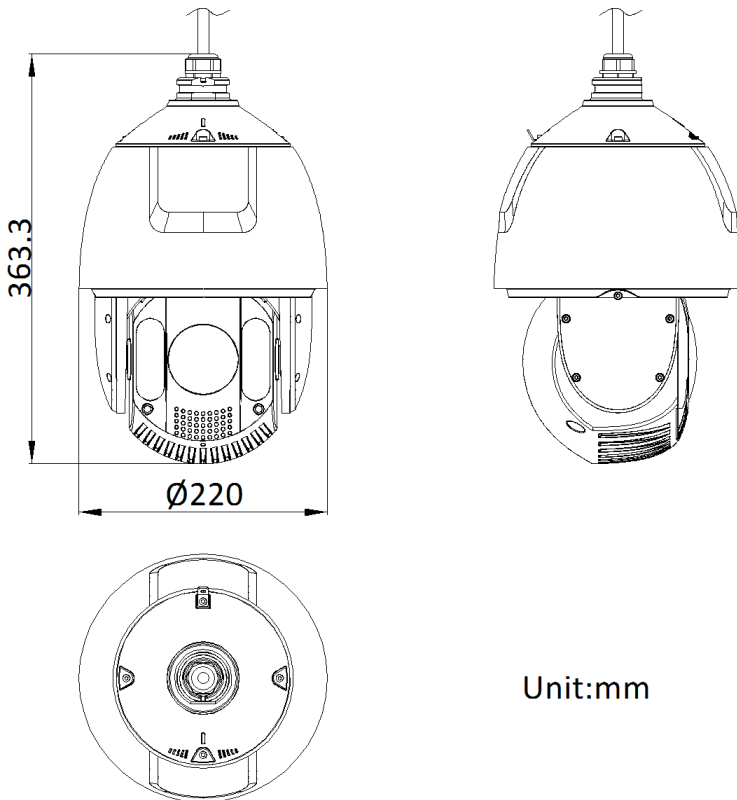
<b>DS-2DE7A825IW-AEB(T5)</b>	
<b>Approvals (continued)</b>	
Safety	UL (UL 62368-1); CB (IEC 60950-1:2005 + Am 1:2009 + Am 2:2013, IEC 62368-1:2014); CE-LVD (EN 62368-1:2014+A11:2017); BIS (IS 13252(Part 1):2010+A1:2013+A2:2015); LOA (SANS IEC60950-1)
Environment	CE-RoHS (2011/65/EU); WEEE (2012/19/EU); Reach (Regulation (EC) No 1907/2006)

## DORI












The DORI (detect, observe, recognize, identify) distance gives the general idea of the camera ability to distinguish persons or objects within its field of view. It is calculated based on the camera sensor specification and the criteria given by EN 62676-4: 2015.

DORI	Detect	Observe	Recognize	Identify
Definition	25 px/m	63 px/m	125 px/m	250 px/m
Distance (Tele)	2046.9 m (6715.5 ft)	812.3 m (2665.0 ft)	409.4 m (1343.2 ft)	204.7 m (671.6 ft)

## Dimensions



# Accessories

INCLUDED				
				
<p><b>WMP-L</b> Wall Mount</p>				
NOT INCLUDED				
				
<p><b>CPM-S</b> Ceiling Pendant Mount</p>	<p><b>JBPW-L</b> Wall Mount with Junction Box</p>	<p><b>PMP-JB</b> Pole Mount</p>	<p><b>CMP-JB</b> Corner Mount</p>	<p><b>SNB-PV</b> Swan Neck Mount</p>
				
<p><b>CPM-L</b> Ceiling Pendant Mount</p>	<p><b>CPMPE</b> Ceiling Pendant Mount Extension Pipe</p>	<p><b>PMP-V</b> Horizontal Pole Mount</p>	<p><b>RPM</b> Roof Parapet Mount</p>	<p><b>MKAC-66-243000U</b> Power Adapter</p>